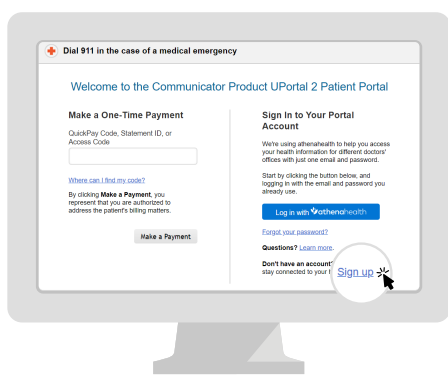


# Couldn't register for the Patient Portal in our office today?

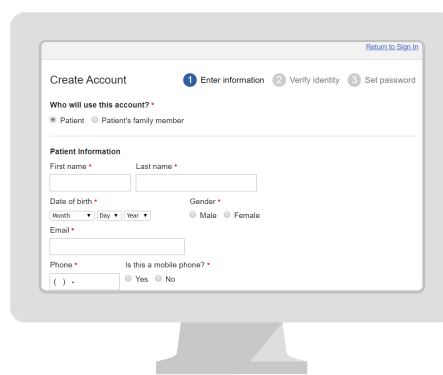
Follow these 4 easy steps to register at home.

If you receive a temporary password in the office today, make sure you complete your portal registration before leaving the office because this password will expire.



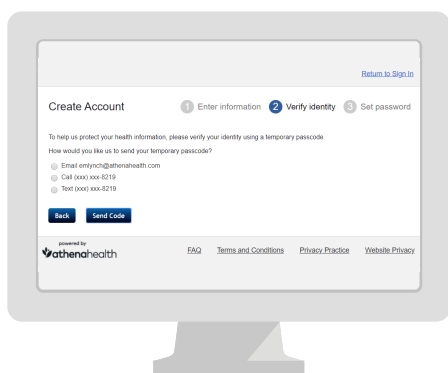
## Step 1

Go to our Patient Portal.  
Click **Sign up today** to create a new account.



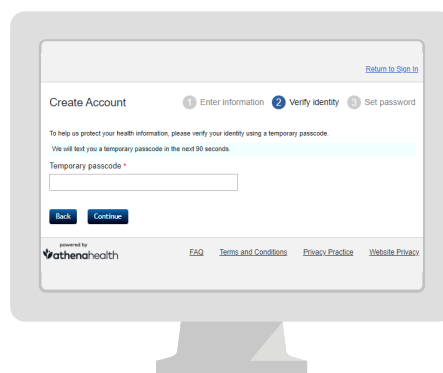
## Step 2

Enter your **name, date of birth** and **contact information**.



## Step 3

We will send you a temporary passcode by email, call or text.  
Enter the **temporary passcode**.



## Step 4

Create your new **password**.  
Your password must be 8-20 characters and include one upper and one lowercase letter and one number or symbol.